



MONTHLY MEMBERSHIP PROGRESS REPORT

District 11 E1

Results as of: 02/28/2018

GMT: STEVE ANTON

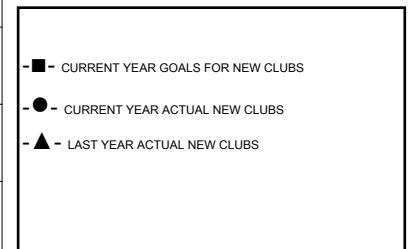
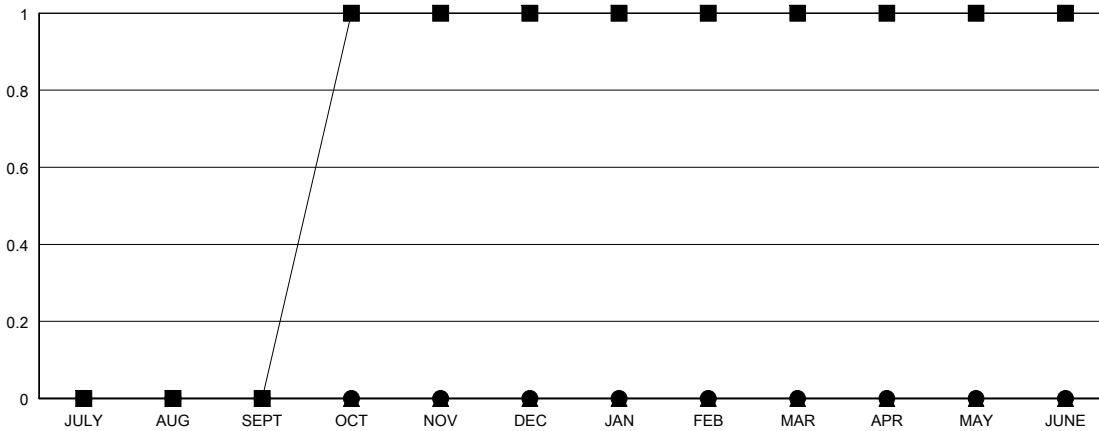
LOCATION MICHIGAN

GMT CA

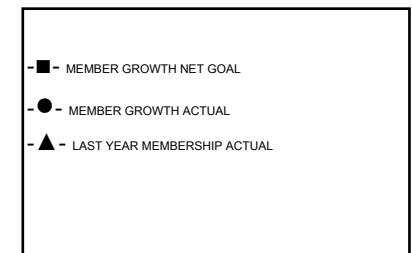
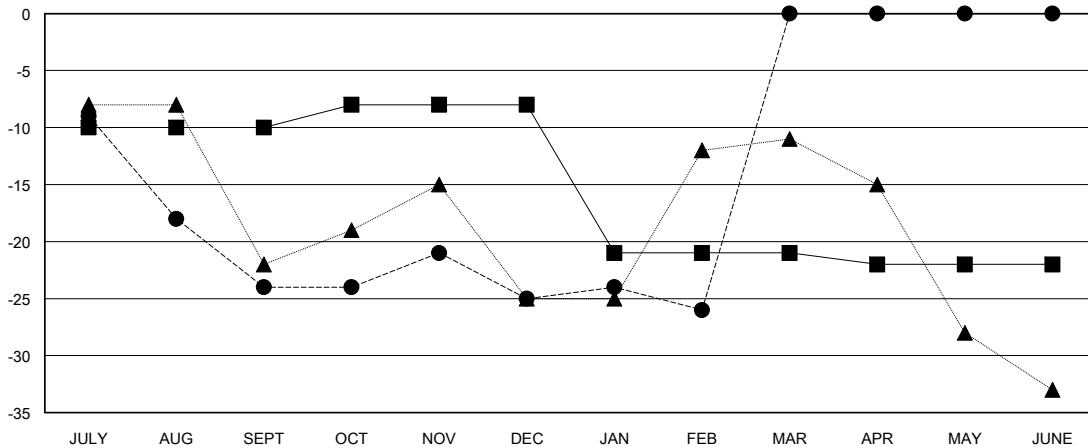
Clubs			
RESULTS FOR 2017-2018			
QUARTER	NEW CLUB GOAL	NEW CLUBS	DROPPED CLUBS
JULY/AUG/SEPT	0	0	0
OCT/NOV/DEC	1	0	0
JAN/FEB/MAR	0	0	0
APR/MAY/JUNE	0	0	0

Members			
RESULTS FOR 2017-2018			
QUARTER	MEMBER GROWTH NET GOAL	MEMBER GROWTH ACTUAL	DROPPED MEMBERS ACTUAL (including transfers)
JULY/AUG/SEPT	-10	34	54
OCT/NOV/DEC	2	23	16
JAN/FEB/MAR	-13	15	16
APR/MAY/JUNE	-1	0	0

GOALS AND ACTUAL NEW CLUBS CUMULATIVE



GOALS AND ACTUAL MEMBERS CUMULATIVE



DROPPED CLUBS: 0

25 CLUBS OF 43 ADDED 1 OR MORE NEW MEMBERS

GENDER DISTRIBUTION	
MALE	736 (67.71%)
FEMALE	351 (32.29%)
Women Percentage Fiscal Year Goal: 31%	

DROPPED MEMBERS	
DECEASED	16
CLUB CANCELLED	0
OTHER	70
TOTAL	86

[CLICK HERE FOR CUMULATIVE MEMBERSHIP DATA](#)

TOTAL FAMILY UNIT MEMBERS	281
FAMILY MEMBERS PAYING HALF DUES	143